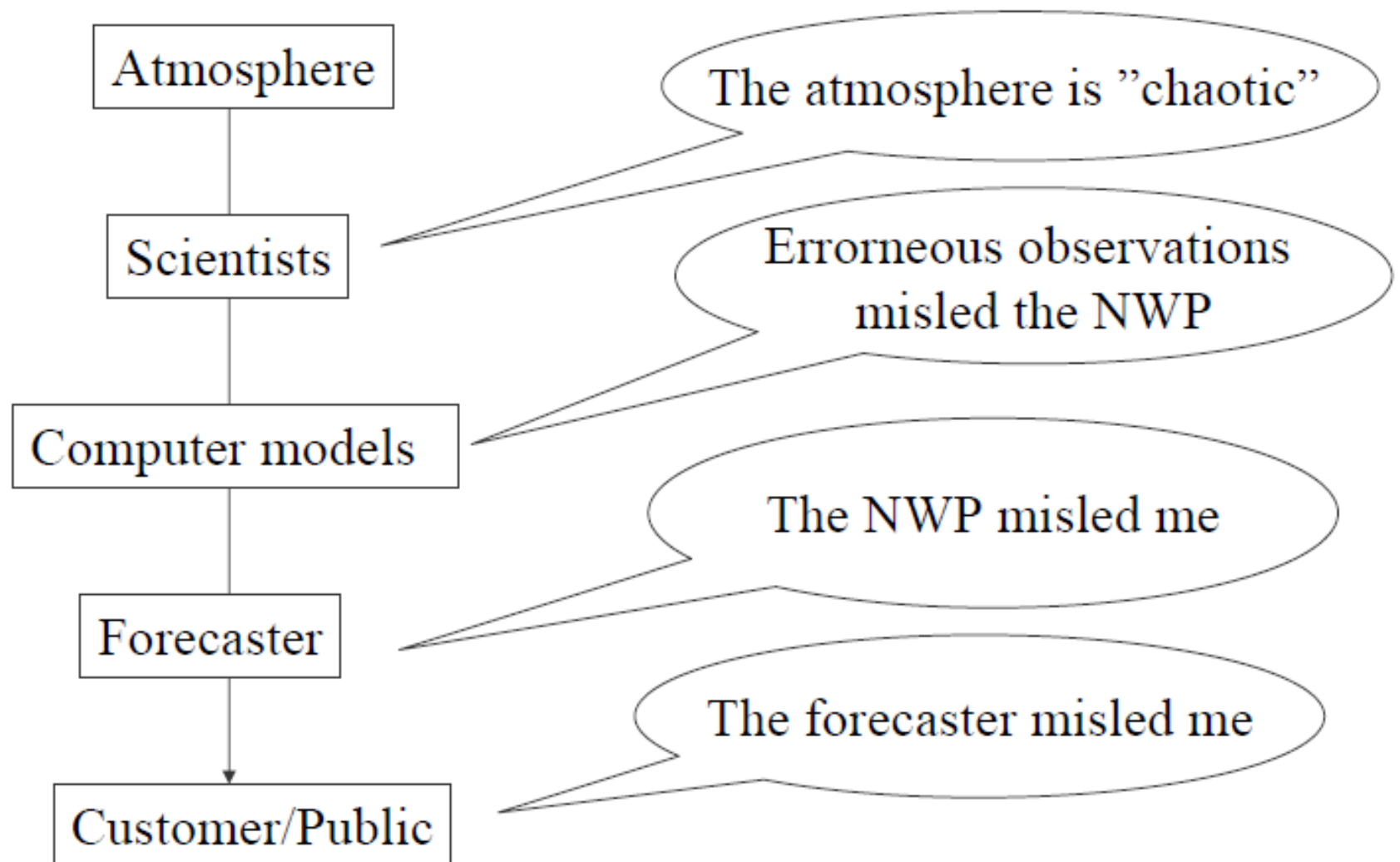


Ensemble Prediction Systems and Probabilistic Forecasting

Stephanie Landman

"The Blame Game" or "The Passing of The Buck"



Traditional Weather Forecasts

- What is a weather forecast?
 - Expected evolution of the atmosphere over the next few days.
 - Day-to-day changes not predictable beyond about a week.
- What do you expect from a weather forecast?
 - Chance or likelihood of Rainfall
 - Temperature (min/max)
 - Wind (speed/direction)
 - Cloud cover (cloudy, partly cloudy, clear skies, etc.)

Traditional Weather Forecasts

- Why is it only possible within a couple of hours (~72 – 120 hrs)?
 - Numerically the Noise¹ is greater than signal²
 - Errors in initial conditions
- Up to ~3 days NWP models can *usually* forecast the general pattern of the weather quite accurately
- Beyond three days *chaos/non-linear characteristic of the atmosphere* becomes a major factor
 - 1: *The small-scale, high-frequency solutions to the governing equations, which may obscure the solution required for forecasting.*
 - 2: *Variations in the state of the atmosphere that have an identifiable and statistically discernible structure in time and/or space.*

Deterministic NWP forecasts

GENERICALLY model output is produced in the following manner:

- 1. The initial state of the atmosphere is established using observational data
- 2. An atmospheric model simulates evolution from the established initial state
- 3. The model's output is processed and made available for use

INITIAL CONDITIONS ==> MODEL ==> OUTPUT

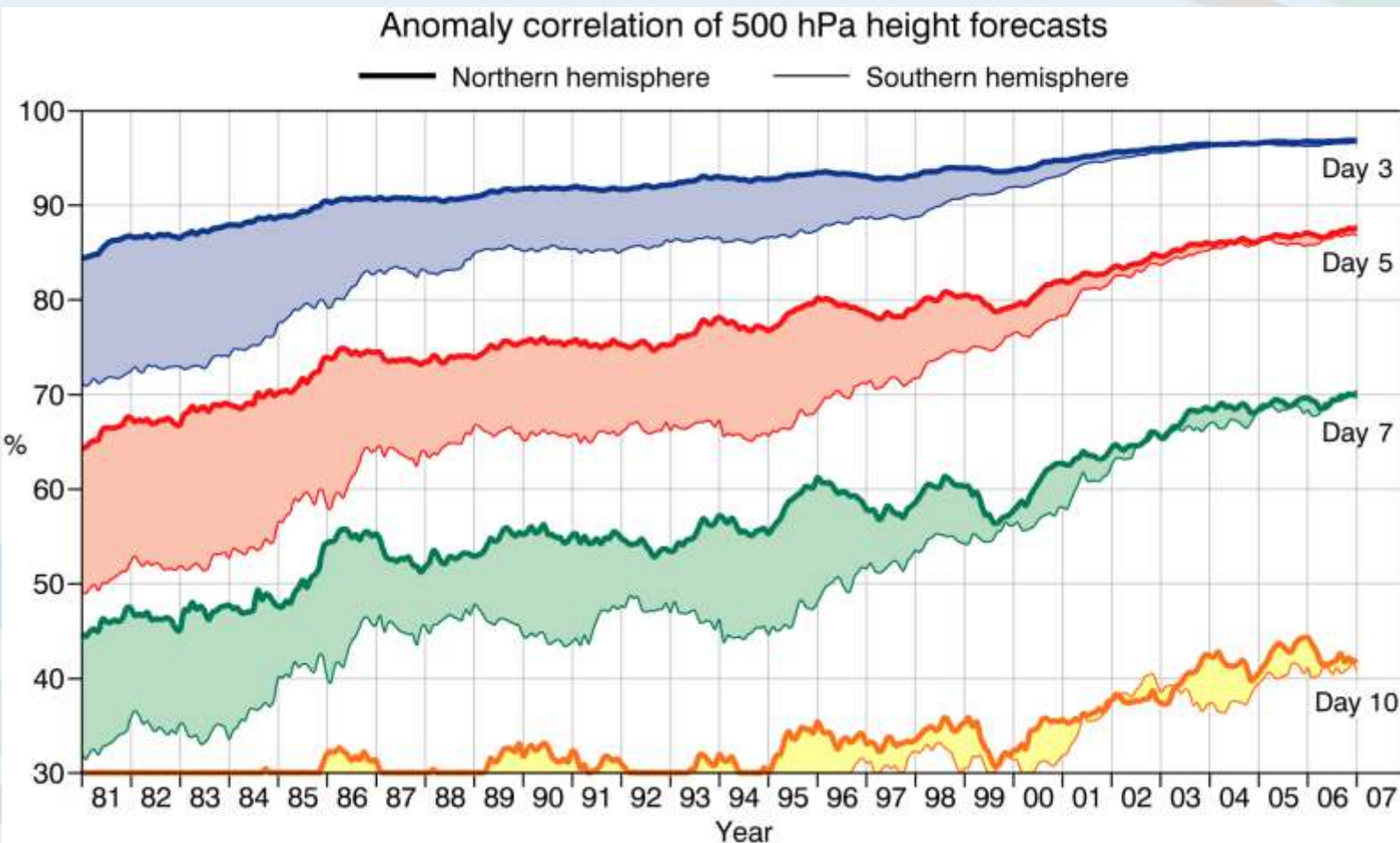
(<http://www.hpc.ncep.noaa.gov/ensembletraining/>)

NWP forecast inherent errors

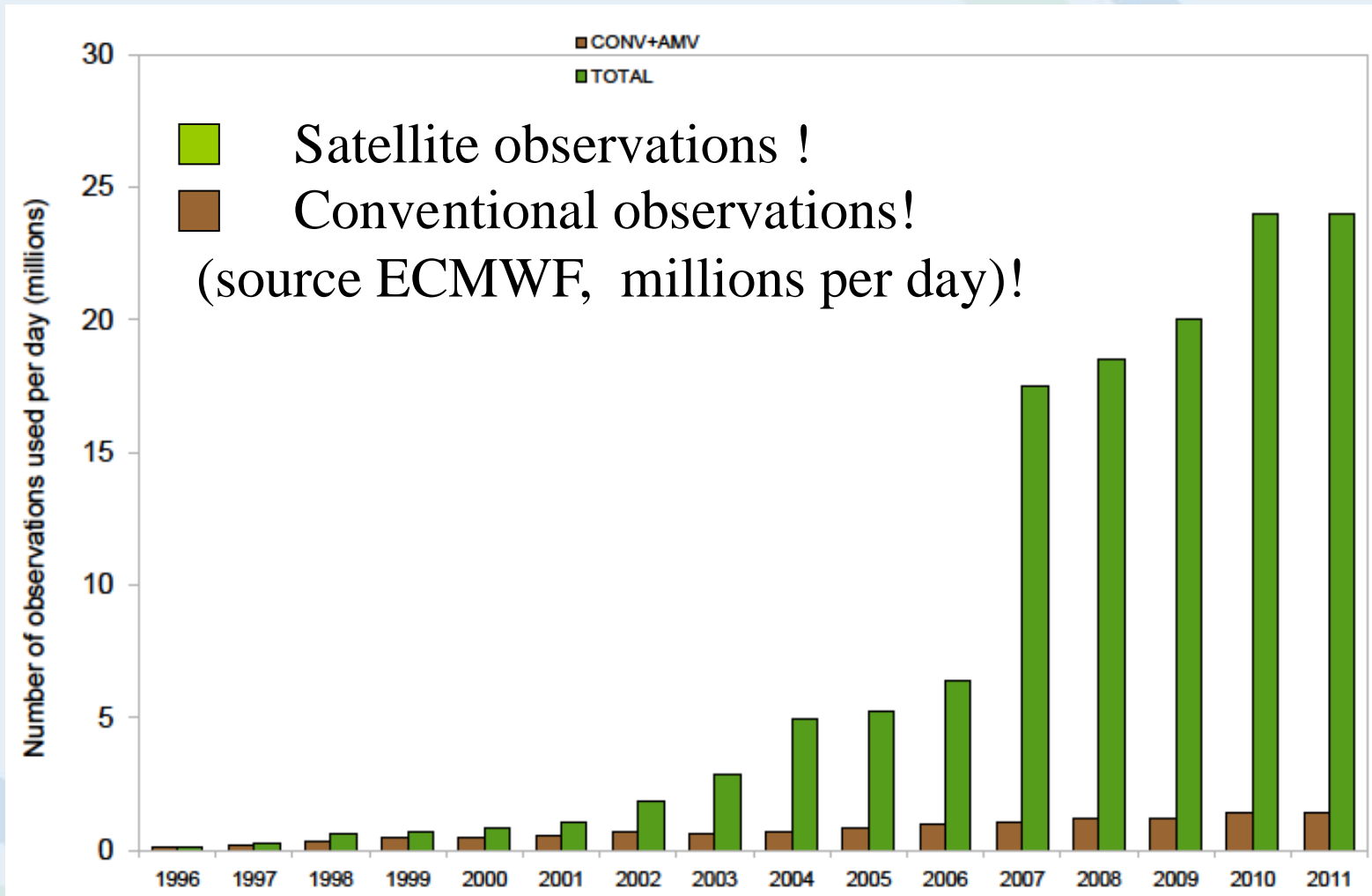
- Model equations do not fully capture ALL processes occurring in the atmosphere
 - With the solving of the dynamic equations, certain assumptions and simplifications are made due to:
 - Computer power capabilities
 - Human understanding
 - Resolution of the model (i.e. hydrostatic approximation)
- A model can not resolve atmospheric processes and features smaller than certain thresholds
 - Parameterizations schemes
 - Assumptions, simplifications and human understanding of processes
 - Horizontal resolution of models (implicit or explicit resolve of process)

NWP forecast inherent errors

- Lack of comprehensive and quality observational data
 - Northern hemisphere has more in-situ measurements than southern hemisphere (land-ocean ratio)
 - Land coverage of in-situ measurements and upper-air observations
 - Contributes to errors in initial condition estimations

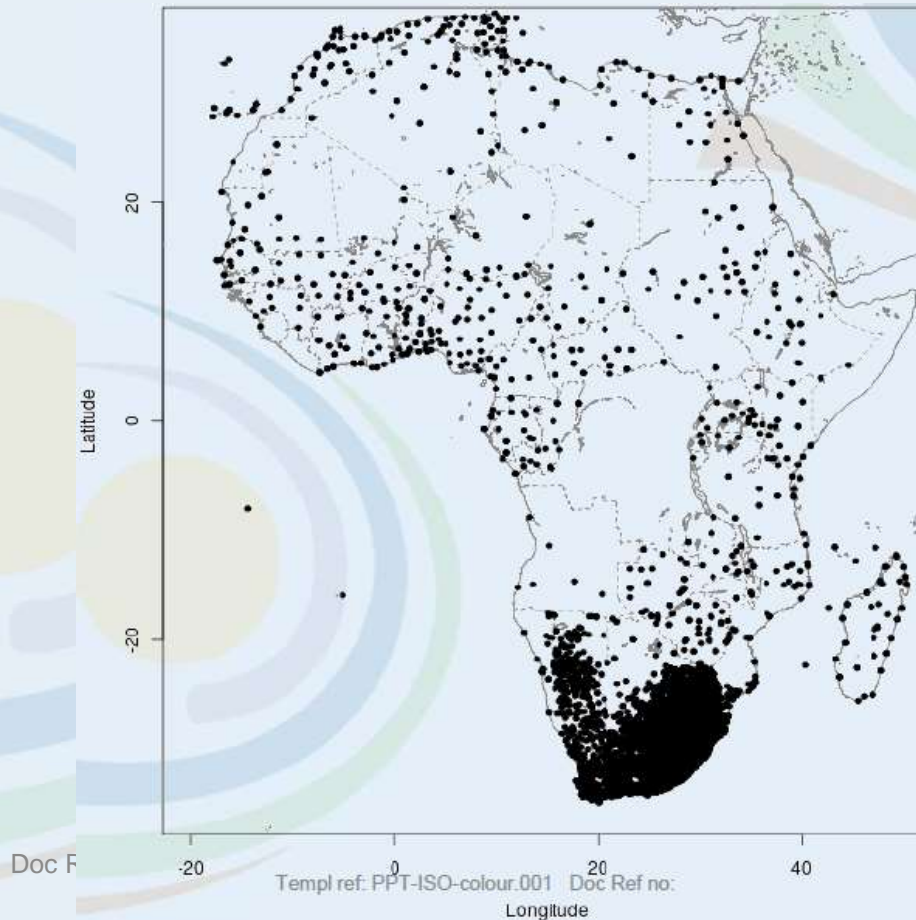


NWP forecast inherent errors



NWP forecast inherent errors

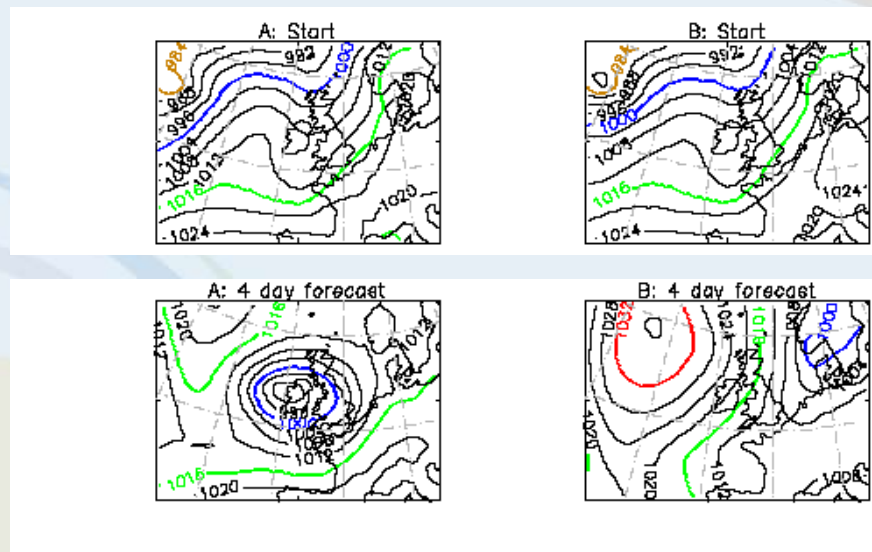
- Lack of comprehensive and quality observational data
 - Northern hemisphere has more in-situ measurements than southern hemisphere (land-ocean ratio)
 - Land coverage of in-situ measurements and upper-air observations
 - Contributes to errors in initial condition estimations



Weather and Chaos

- Even with a “perfect” model, there is a finite limit to the predictability of the atmosphere since we cannot observe the atmosphere perfectly – **there are always sampling errors within the current estimation of the atmosphere**
- Model simulations starting with different initial conditions diverge significantly with time and after about 5 days, have little relationship with each other

The effect of Chaos



Numerical weather prediction is an initial conditions problem

NWP models are not a magic box – what goes in will come out

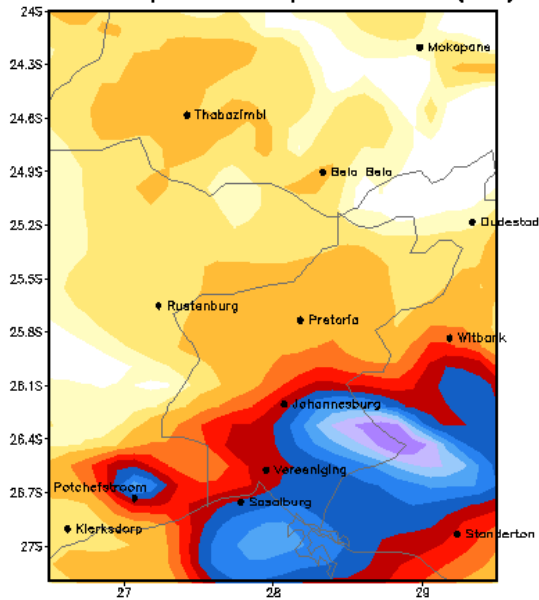
Uncertainty of Forecasts

- Therefore, with a single deterministic forecasts there are always some uncertainty within the forecast caused by the **non-linear characteristic of the atmosphere, estimations of initial conditions and inherent model errors**
- However, a deterministic forecast does not indicate the **level of uncertainty** within the forecast
- Forecasting features with large societal impacts (i.e. thunderstorms) without uncertainty information hampers the best use of these forecasts (Stensrud, 2011)

Uncertainty of Forecasts

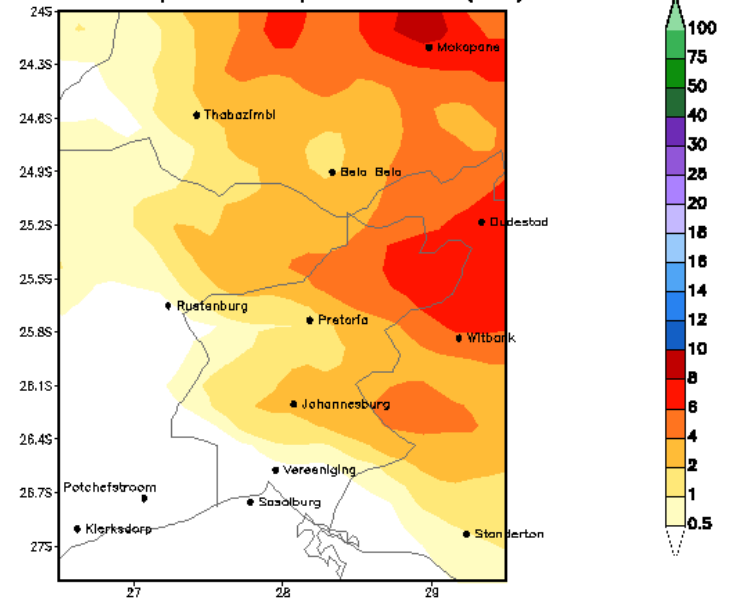
11 June 2009 Cut-off low over central SA

UM 12km horizontal resolution – xaang Run:
Total Precipitation for past 3 hours (mm)



Total precipitation of 06Z to 09Z, 11 JUN – Initiated 00Z 11 JUN 2009

UM 12km horizontal resolution – xaang Run:
Total Precipitation for past 3 hours (mm)

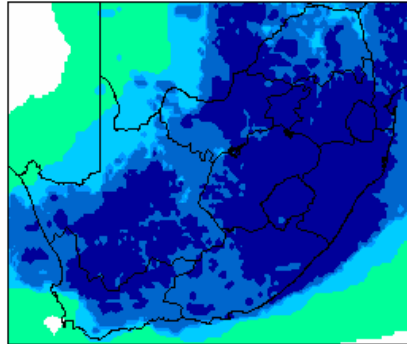


Total precipitation of 06Z to 09Z, 11 JUN – Initiated 00Z 11 JUN 2009

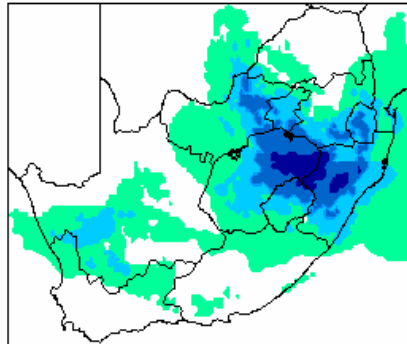
Uncertainty of Forecasts

Multi-Model Ensemble Prediction : Probability of Precipitation (%)


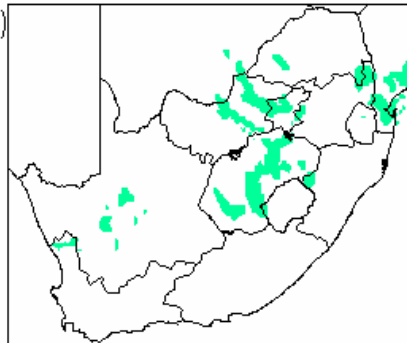
Light Rain (> 0mm)



Rain (> 10mm)



Heavy Rain (> 50mm)



Longer Range Forecasts

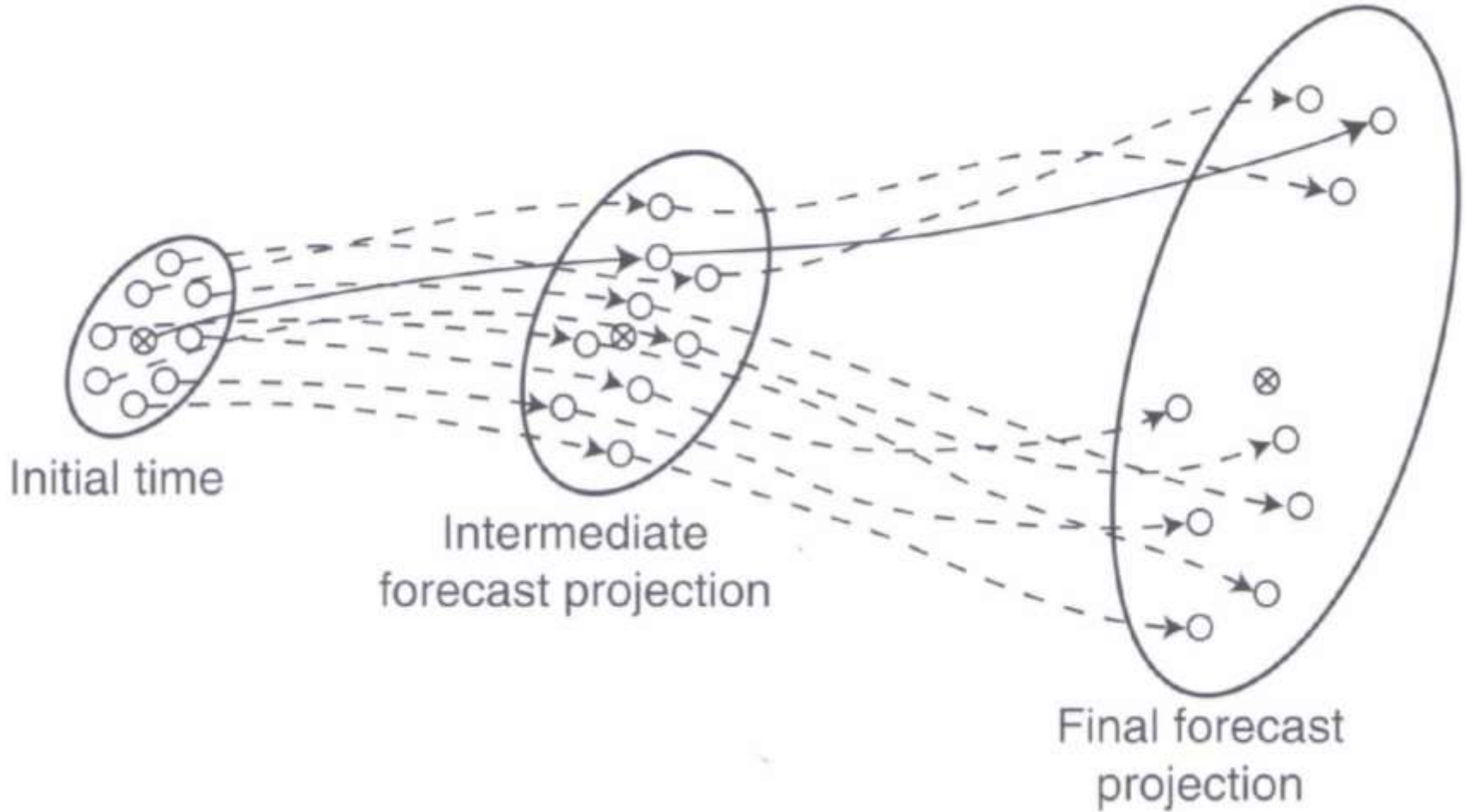
- The detail of the forecast decreases over time
 - The predictability time limit becomes shorter as the scales of interest become smaller
 - ~ fine details (i.e. rainfall) have a shorter predictability
 - Orographically induced phenomenon is not forecast in detail (i.e. land/sea breezes)

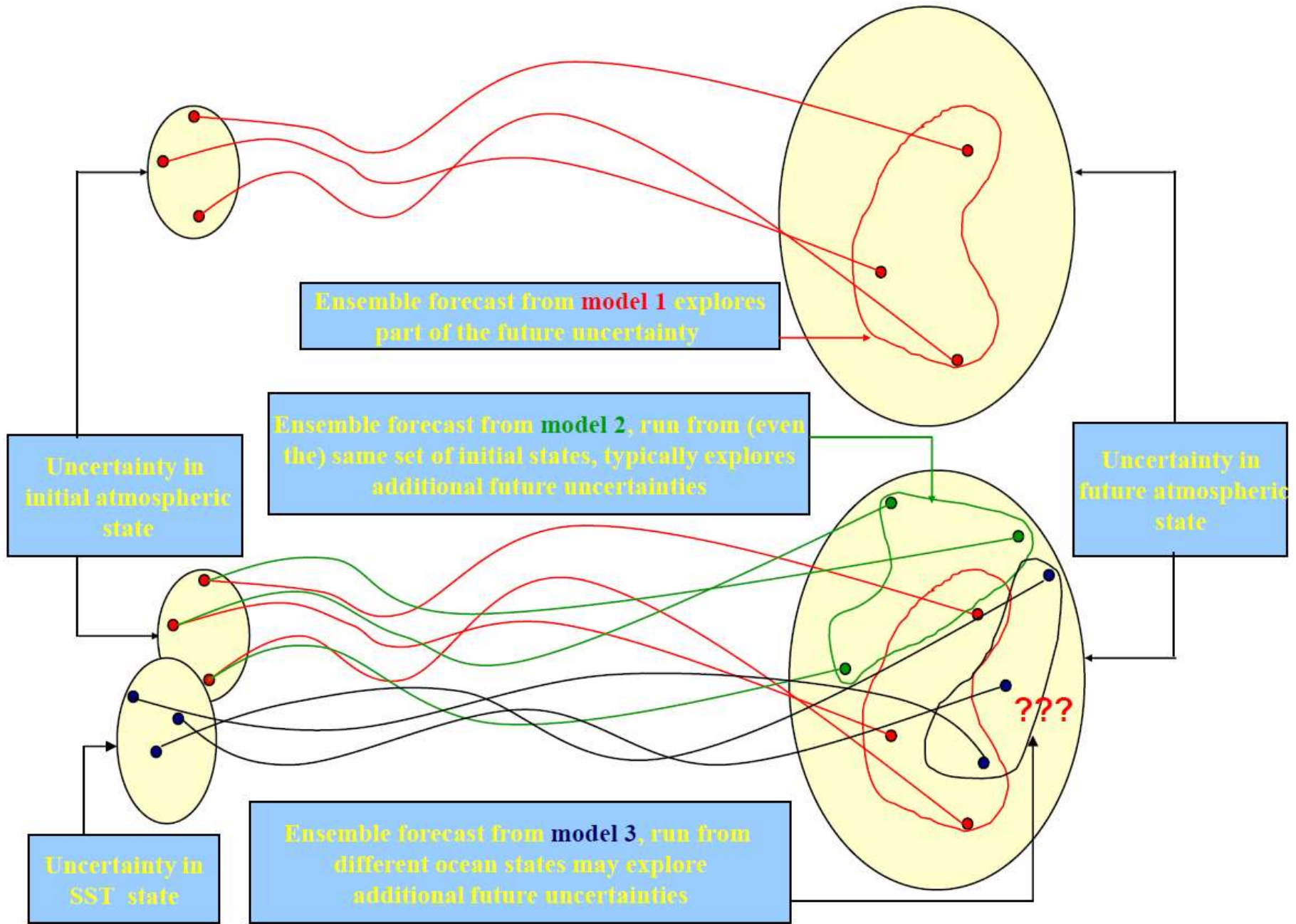
Ensemble Forecasts

Multiple numerical predictions are conducted using slightly different initial conditions that are all plausible given the past and current set of observations, or measurements. Sometimes the ensemble of forecasts may use different forecast models for different members, or different formulations of a forecast model.

An ensemble is a collection of forecasts that are valid for the exact time period.

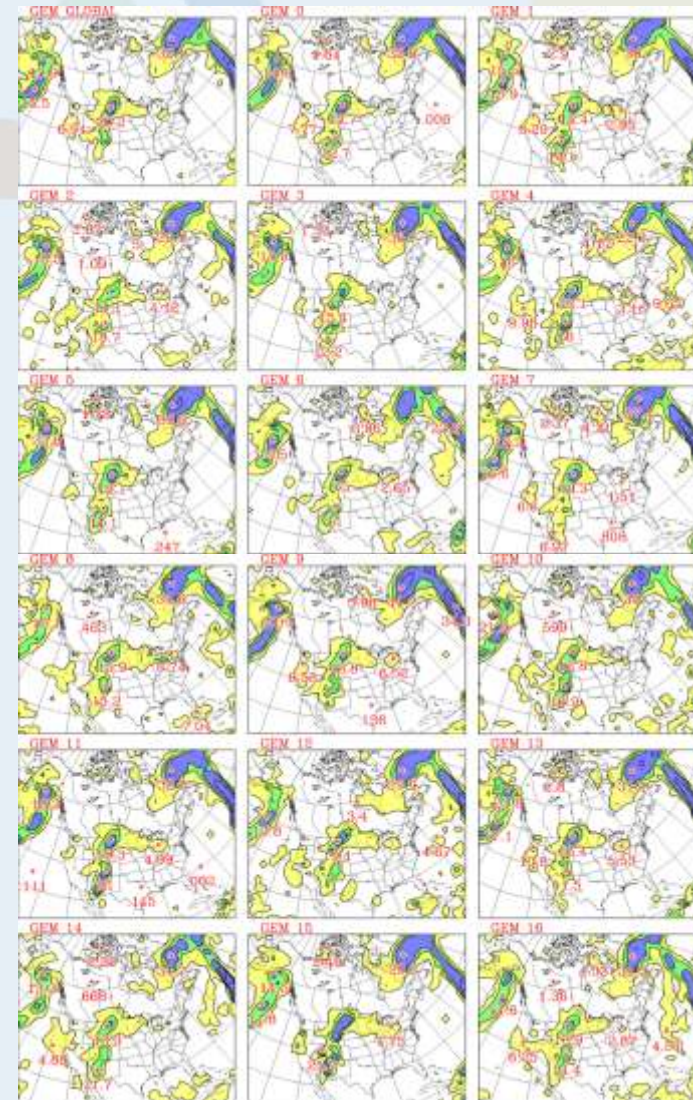
Ensemble Forecasts

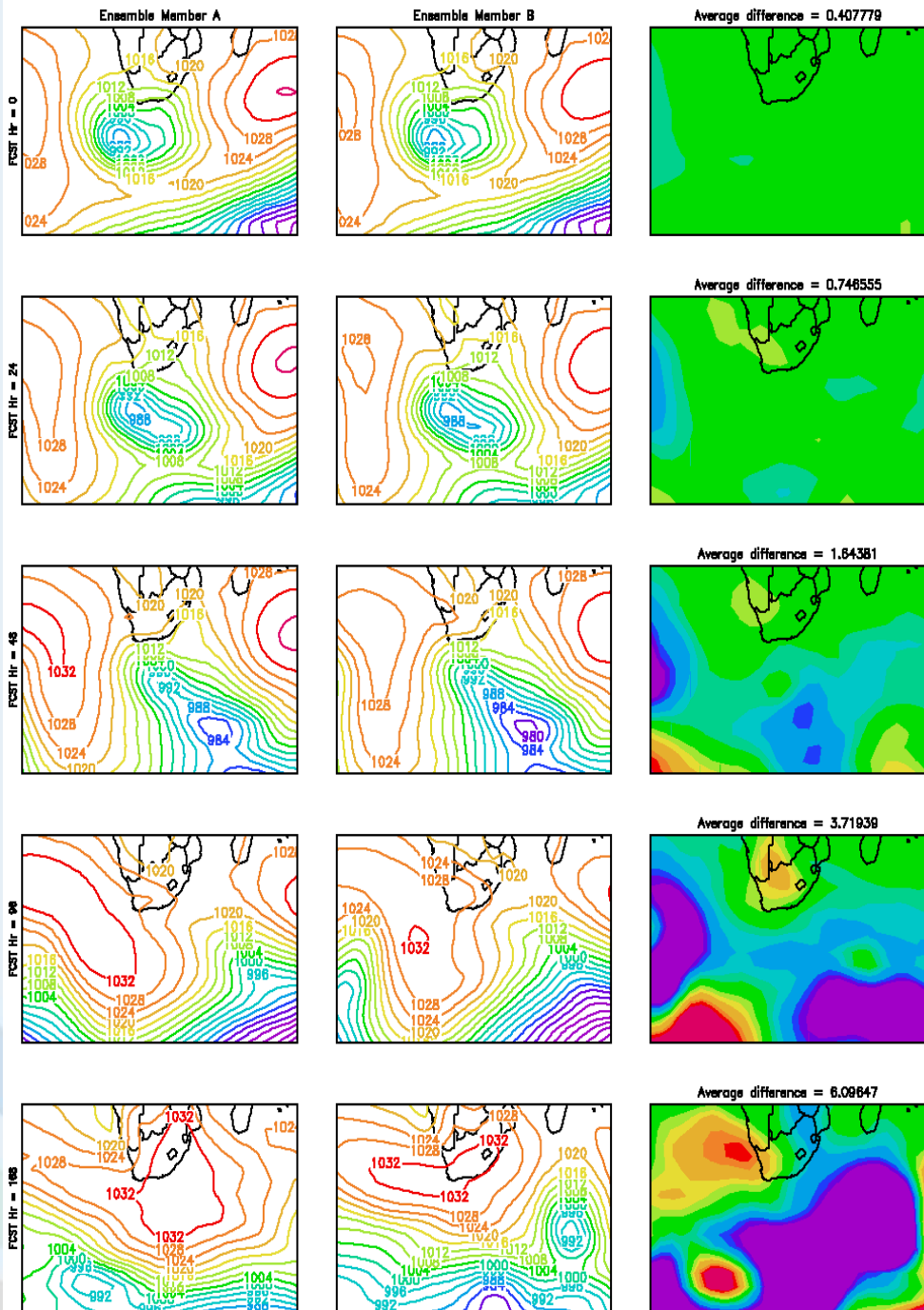




Ensemble Forecasts

- In an ensemble forecast the model runs many times from slightly different initial conditions
- This provides a range of more likely or less likely forecast solutions which allows forecasters to:
 - assess possible outcomes;
 - estimate risks
 - gauge confidence.





To illustrate the effect of differences in initial conditions:

- Member A and Member B are initialised at the same time, but different perturbed IC's
- The difference between the two fields are shown in the right-hand column

Generating an Ensemble

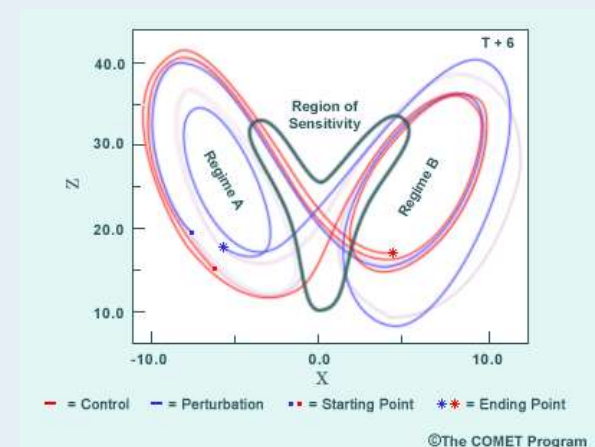
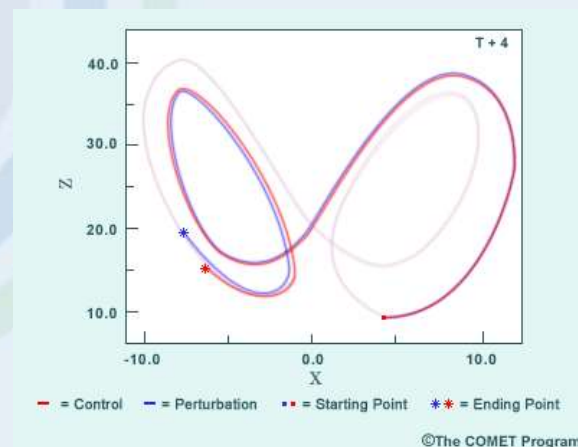
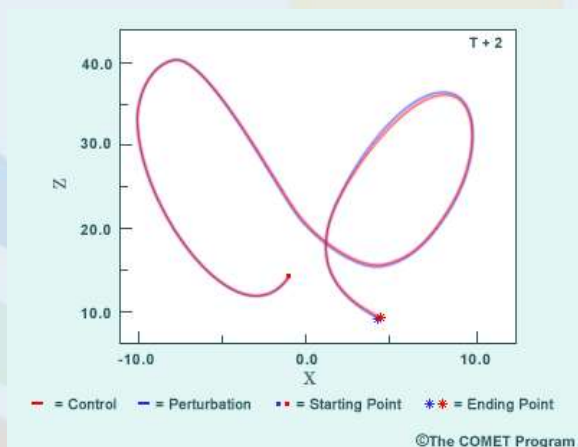
- Collection of forecasts:
 - Same time
 - i.e.: same timescale, same forecast hour, same time-steps
 - Identity of each other
 - i.e.: same resolution, same domain

Generating an Ensemble

- Ensemble consists of:
 - Different models (addresses model error)
 - Same model:
 - Initial conditions (perturbations)
 - Model configurations (physical schemes)
 - Initial times
 - Combination of above-mentioned
- Each of these “runs” are called an ensemble member

Methods for Generating an Ensemble



- **Monte Carlo:** change in initial conditions (+ and – random perturbations from analysis)
 - Perturbations: local deviation from the climatology
 - these numbers are not random at all -- they are strictly deterministic and reproduce-able



Methods for Generating an Ensemble

- **Lagged Average Forecasting:** different initial times (lags)
- Alternative to Monte Carlo
- Forecasts initialised at current initial time, $t=0$, as well as at previous times, $t=-\tau, -2\tau, \dots, -(N-1)\tau$ are combined to form an ensemble
- τ is typically 6, 12 or 24
- At short-range, skill decreases rapidly with lead-time
 - Thus: “older” forecasts reduces overall skill
 - Counteracted by weighting the forecasts

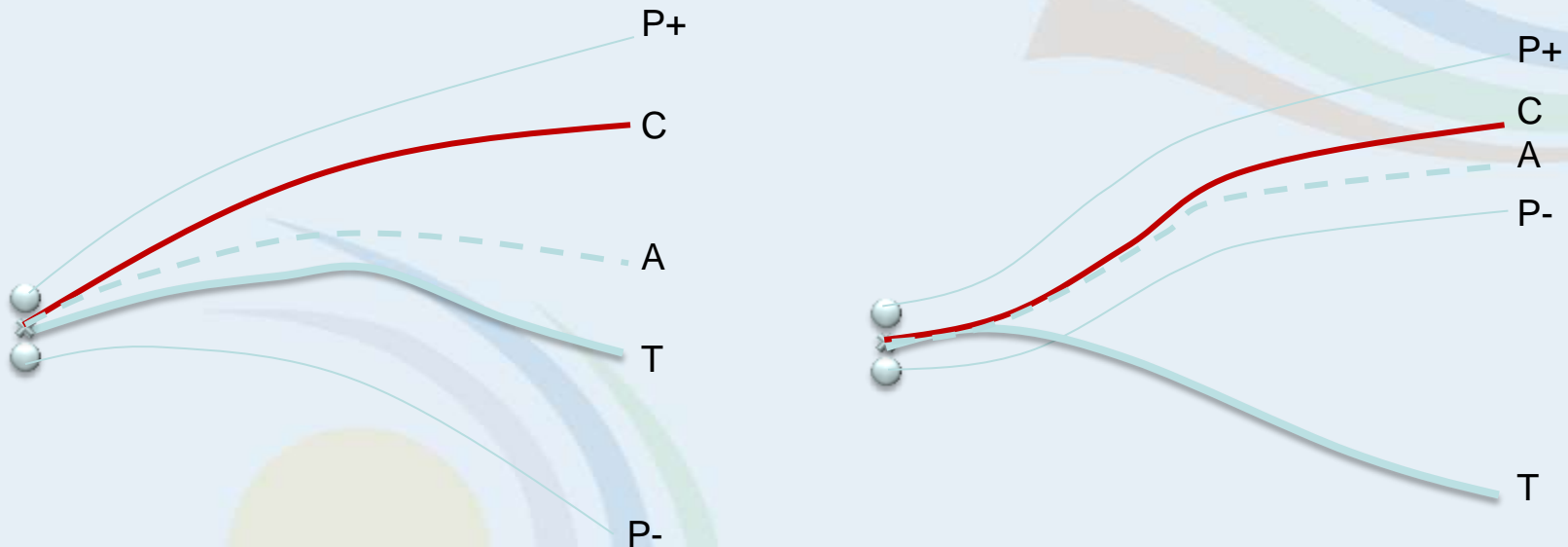
Monte Carlo vs Lagged Average Forecasts



Methods for Generating an Ensemble

- Breeding of Growing Modes -
- Kalman filter – ensemble based data assimilation
- Singular vectors – optimal perturbations

Methods for Generating an Ensemble



- Good ensemble (T member of ensemble)
- Average closer to T than C to T
 - Forecast errors dominated by system errors not initial condition

Benefits of Ensemble Forecasting

- **Addressing uncertainty in atmospheric modelling:**
 - Errors in initial conditions are reduced by adding/subtracting perturbations to the analysis
 - Ensemble give a better representation of the possible future states of the atmosphere
 - Observed future state should fall within the forecast distribution
 - Forecast distribution should be as narrow as possible
 - Promotes confidence and increases skill in forecast

Benefits of Ensemble Forecasting

- **Addressing uncertainty in atmospheric modelling:**
 - Internal model variability is determined through inter-ensemble member
 - Ensembles of different models can utilize unique advantages of each model in providing a forecast that has more skill than any individual model
 - Weighted factors should be determined
 - Poor model can contaminate the ensemble

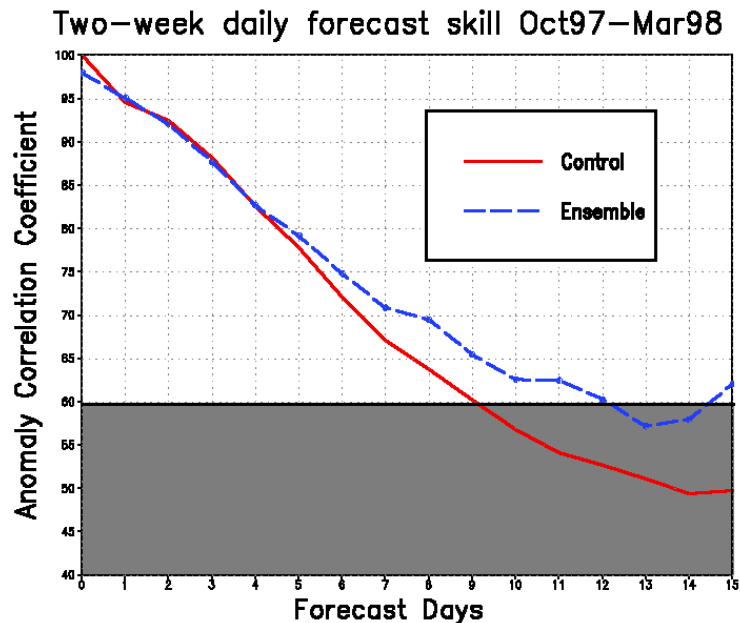
Benefits of Ensemble Forecasting

- **Objective calculations of probability forecasts:**
 - Probability of an event is the percentage of ensemble members that forecast the event relative to the total number of members
 - Severe weather forecasts are improved with these probability calculations
 - Ensemble spread indicator of forecast skill
 - Indicators differ with season and geographical location

Benefits of Ensemble Forecasting

- **Overall improvement in forecast skill:**

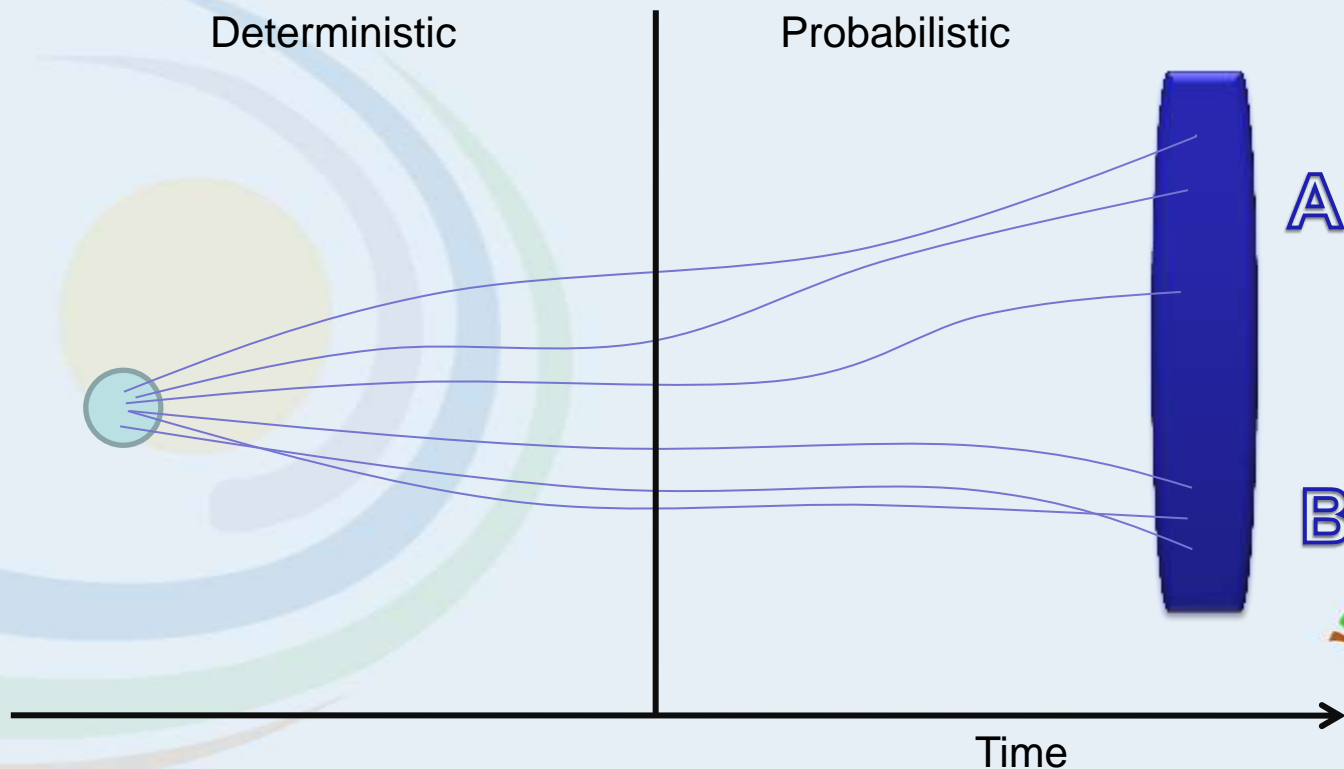
- The mean generally outperforms any member on most time-scales
 - Smoothing effect of averaging different forecasts
 - Producing a spread of forecasts whose mean is closest to the observed
- Advantage of the improvement in skill is the extension of the predictability limit by a number of days



Benefits of Ensemble Forecasting

- **Clustering of Forecasts:**

- Ensemble members begin to group into clusters/groups
- Probability of groups occurring can be calculated from group population



Deterministic vs. Probabilistic

Deterministic

- Best, single forecast
- Finest resolution model
- Best data assimilation technique
 - Cloudy with rain-showers

Probabilistic

- Range of probabilities
- Forecast an event (precipitation) or category (below normal)
- Expressed as a percentage of probability of occurrence
 - Cloudy with 40% chance of rain
 - JFM: 30% chance of below normal and 70% of above normal rainfall